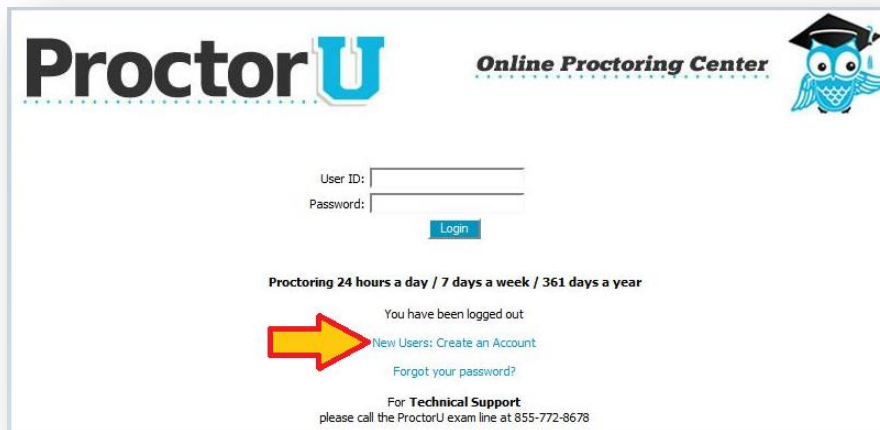


How to Register for an Exam

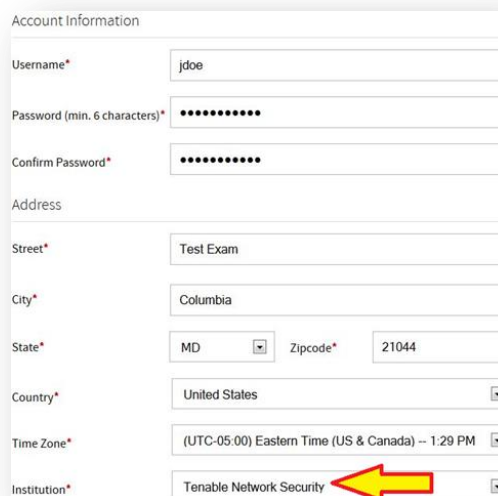
To obtain a Tenable certification, you must first purchase and activate the exam. This process will include creating an account for Tenable's eLearning Portal. Once your Tenable eLearning Portal account is active and you are ready to take your exam, you will need to schedule an appointment with our proctoring service partner, ProctorU. ProctorU will then confirm your appointment and proctor your exam attempt.

The instructions below show you how to create your account with ProctorU and schedule your examination.

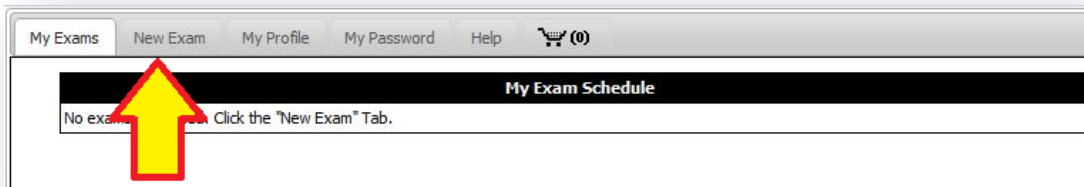
From the main page, select "New Users: Create an Account":



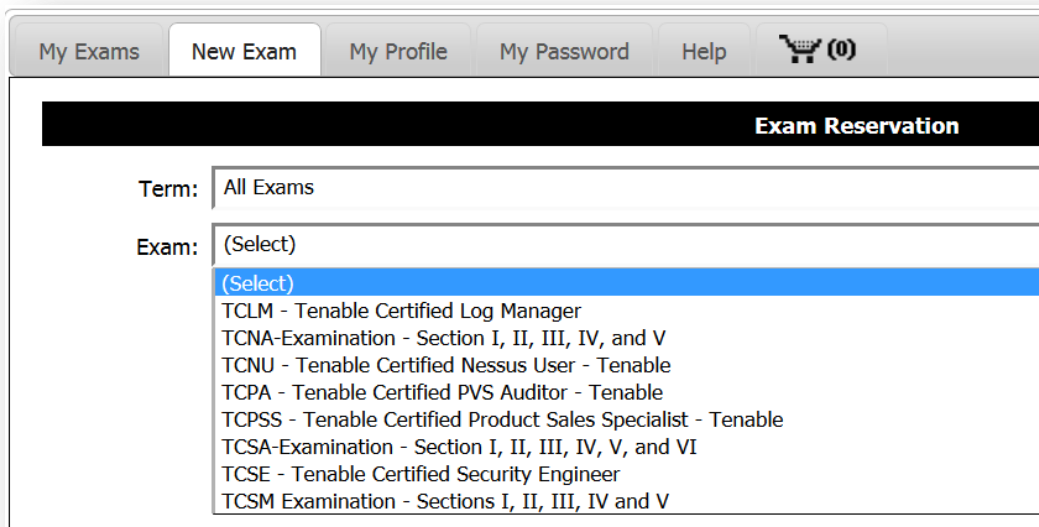
Fill in the requested information with a valid email address that will be used to log into your Proctor U account, select Tenable Network Security as the institution, and then click "Submit":



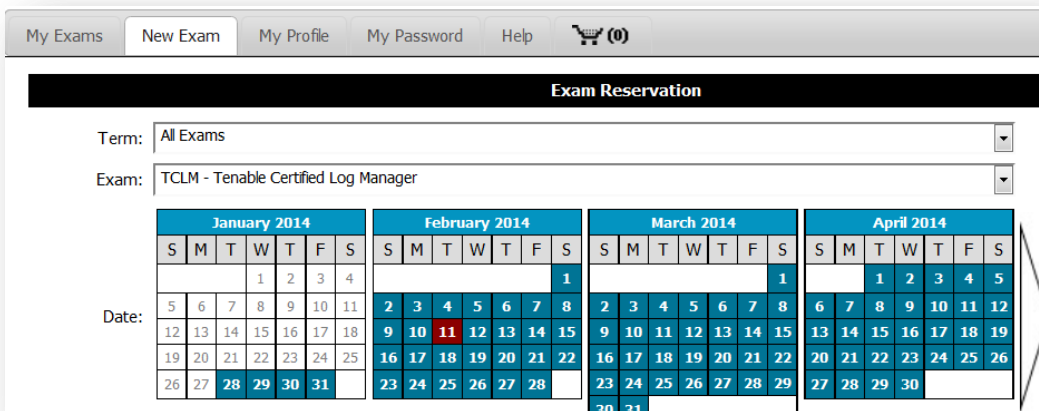
Select "New Exam" from the main page of your ProctorU account:



Select your exam from the dropdown menu:



Select exam date:



Select exam time, then click “Add Reservation”:

My Exams	New Exam	My Profile	My Password	Help	🛒 (0)
	(Select)				
	12:30 AM Eastern				
	12:45 AM Eastern				
Term:	1:00 AM Eastern				
	1:15 AM Eastern				
Exam:	1:30 AM Eastern				
	1:45 AM Eastern				
	2:15 AM Eastern				
	2:30 AM Eastern				
	2:45 AM Eastern				
	3:00 AM Eastern				
	3:15 AM Eastern				
	3:45 AM Eastern				
Date:	4:00 AM Eastern				
	4:15 AM Eastern				
	4:30 AM Eastern				
	4:45 AM Eastern				
	5:00 AM Eastern				
	5:15 AM Eastern				
	5:45 AM Eastern				
Time:	12:30 AM Eastern				
Comments:	<input type="text"/>				
					<input type="button" value="Add Reservation"/>

For further details regarding ProctorU, exam requirements, and restrictions that will need to be considered when taking your exam, refer to the “How to ScheduleYour Exam” guide, which is available on the exam page in your eLearning portal.

If you have any problems creating your account, please call ProctorU at 925.273.7588.

More information about Tenable Product training can be found here:

<http://www.tenable.com/training-certification>

http://static.tenable.com/prod_docs/Training_Services_Agreement.pdf

If you experience any problems with the registration process or have support related questions, please contact training@tenable.com.

About Tenable Network Security

Tenable Network Security provides continuous network monitoring to identify vulnerabilities, reduce risk, and ensure compliance. Our family of products includes SecurityCenter Continuous View™, which provides the most comprehensive and integrated view of network health, and Nessus®, the global standard in detecting and assessing network data.

Tenable is relied upon by more than 24,000 organizations, including the entire U.S. Department of Defense and many of the world’s largest companies and governments. We offer customers peace of mind thanks to the largest install base, the best expertise, and the ability to identify their biggest threats and enable them to respond quickly.

For more information, please visit tenable.com.