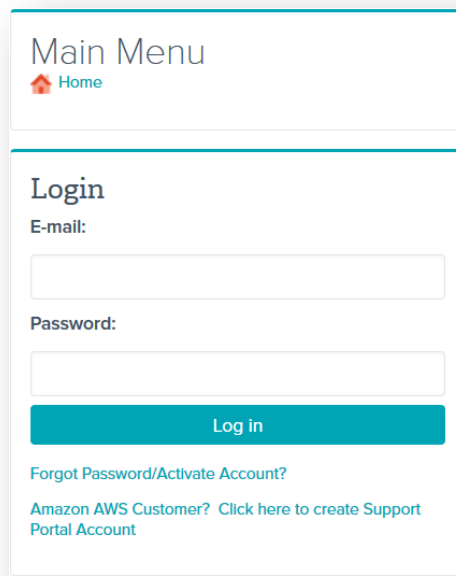


How to Download a Permanent Key

Access your Tenable Support Portal: <https://support.tenable.com/>



Main Menu
Home

Login

E-mail:

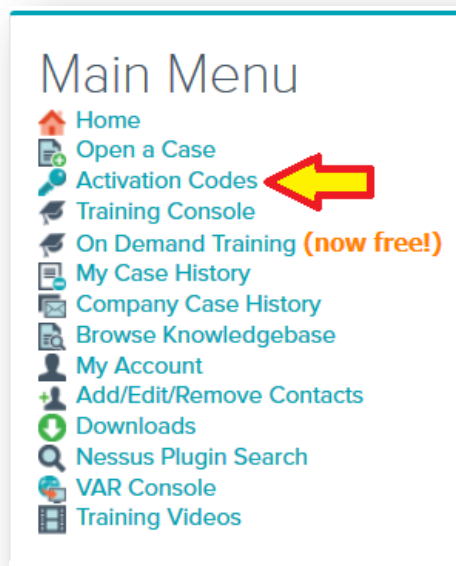
Password:

Log in

[Forgot Password/Activate Account?](#)

[Amazon AWS Customer? Click here to create Support Portal Account](#)

Select “**Activation Codes**” from the main menu:



Main Menu


- Home
- Open a Case
- Activation Codes**
- Training Console
- On Demand Training (now free!)
- My Case History
- Company Case History
- Browse Knowledgebase
- My Account
- Add/Edit/Remove Contacts
- Downloads
- Nessus Plugin Search
- VAR Console
- Training Videos


Click on the “+” to display the product information:



Click on the “x” under the SC Key column to download your product key:

Product

 SecurityCenter

Activation Code	In Use?	Hostname	Label	Expires	Manage Account	Reset	Renew	SC Key
XXXX-XXXX-XXXX-ABCD	yes	Tenable	<input type="text"/> 	2014-08-29	set access	X	renew	

Read more about the Tenable Support Portal here:

http://www.tenable.com/whitepapers/Tenable_Support_Portal_Features.pdf

About Tenable Network Security

Tenable Network Security transforms security technology for the business needs of tomorrow through comprehensive solutions that provide continuous visibility and critical context, enabling decisive actions to protect your organization. Tenable eliminates blind spots, prioritizes threats, and reduces exposure and loss. With more than one million users and more than 20,000 enterprise customers worldwide, organizations trust Tenable for proven security innovation. Tenable's customers range from Fortune Global 500 companies, to the U.S. Department of Defense, to mid-sized and small businesses in all sectors, including finance, government, healthcare, higher education, retail, and energy. Transform security with Tenable, the creators of Nessus and leaders in continuous monitoring, by visiting tenable.com.