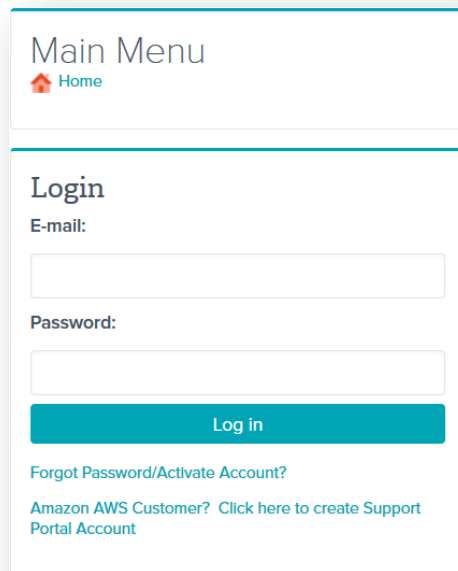


How to Set your Hostname and Receive a Pre-Payment Key

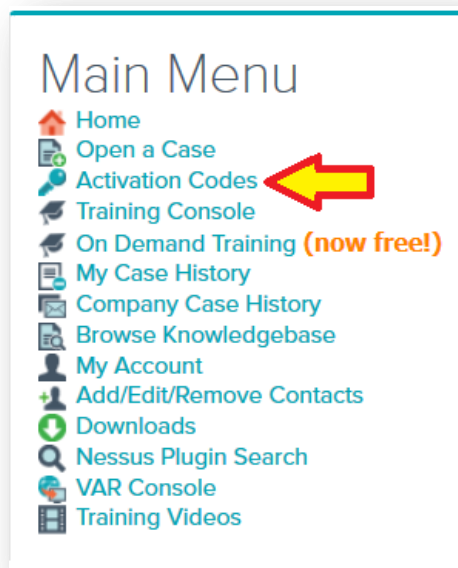
****A license key is not required when using LCE 4.6 or higher. You will have the ability to register the Activation Code to the Log Correlation Engine and SecurityCenter.****

Access your Tenable Support Portal: <https://support.tenable.com/>



The screenshot shows the 'Main Menu' of the Tenable Support Portal. At the top, there is a 'Home' link with a house icon. Below this is a 'Login' section with an 'E-mail:' label and an empty text input field. Underneath is a 'Password:' label and another empty text input field. A teal 'Log in' button is positioned below the password field. At the bottom of the login section, there are two links: 'Forgot Password/Activate Account?' and 'Amazon AWS Customer? Click here to create Support Portal Account'.

Select "Activation Codes" from the main menu:

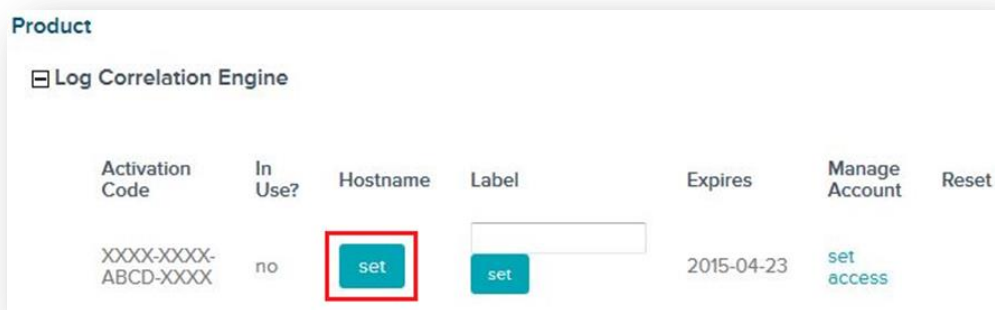


This screenshot shows the 'Main Menu' of the Tenable Support Portal with a list of navigation options. A yellow arrow with a red outline points to the 'Activation Codes' option. The menu items are: Home (with a house icon), Open a Case (with a document icon), Activation Codes (with a key icon), Training Console (with a graduation cap icon), On Demand Training (now free!) (with a graduation cap icon), My Case History (with a document icon), Company Case History (with a document icon), Browse Knowledgebase (with a document icon), My Account (with a person icon), Add/Edit/Remove Contacts (with a plus and person icon), Downloads (with a download icon), Nessus Plugin Search (with a magnifying glass icon), VAR Console (with a person icon), and Training Videos (with a video icon).

Click on the “+” to display the product information:



Click on the “set” button under the Hostname column to enter the hostname:



On the Set Hostname and Generate Pre-Payment Key page enter your exact hostname and choose where the key will be emailed and click on the “Preview Request” button:

Activation Codes

Set Hostname and Generate Pre-Payment Key

In order to provide a product key, Tenable will need the exact hostname of the product server. This could be the short version or FQDN depending on how your system was provisioned. Please be sure to run the hostname command to find the exact hostname for your server. Hostname(s) that include auto-corrects and/or inaccurate mixed characters will cause the key not to work.

Hostname:

Email to receive Pre-Payment key


Preview Request

Enter your first and last name and agree to the terms to set the hostname and receive the pre-payment key:


Submit Hostname and Generate Pre-Payment Key


Customer ID:
Company:
User: yourname@domainname.com
Product: Log Correlation Engine (XXXX-XXXX-ABCD-XXXX)
Hostname: Hostname3

Please enter your name to submit this request:

First Name: 

Last Name:

 I certify that this copy of **Log Correlation Engine** will only be operated on a single host and continue to be governed by the [Software License Agreement](#)

 I certify that I am authorized as a representative of my company to make changes to the account and therefore approve the hostname change and verify the accuracy of the hostname

When the hostname is submitted you will receive a confirmation page and the key will be sent to the email address entered:

Activation Codes

Pre-Payment Key Created

A Pre-Payment key has been generated and mailed to yourname@domainname.com.

Product Code: XXXX-XXXX-ABCD-XXXX
Hostname: Hostname3
Request Submitted By: yourname@domainname.com
Submitted On: 2014/04/24
Requested By: Your Name

[Return to Activation Codes](#)

Read more about the Tenable Support Portal here:

<http://www.tenable.com/whitepapers/tenable-network-security-support-portal>

About Tenable Network Security

Tenable Network Security transforms security technology for the business needs of tomorrow through comprehensive solutions that provide continuous visibility and critical context, enabling decisive actions to protect your organization. Tenable eliminates blind spots, prioritizes threats, and reduces exposure and loss. With more than one million users and more than 20,000 enterprise customers worldwide, organizations trust Tenable for proven security innovation. Tenable's customers range from Fortune Global 500 companies, to the U.S. Department of Defense, to mid-sized and small businesses in all sectors, including finance, government, healthcare, higher education, retail, and energy. Transform security with Tenable, the creators of Nessus and leaders in continuous monitoring, by visiting tenable.com.