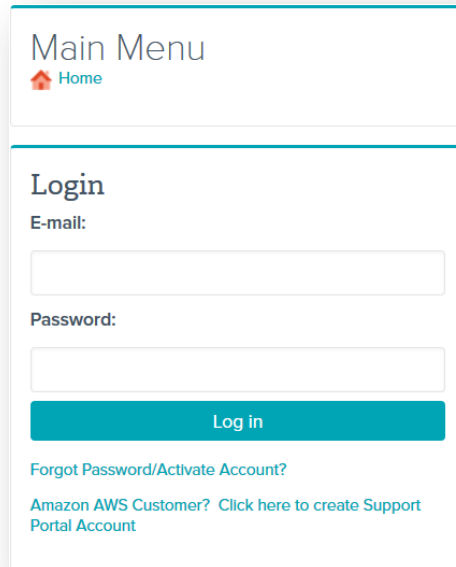



How to Set your Hostname and Receive a Pre-Payment Key

Starting with PVS 4.2.1 a license key is not required if you enter "SecurityCenter" in the activation code field in PVS.

Access your Tenable Support Portal: <https://support.tenable.com/>



Main Menu

 Home

Login

E-mail:

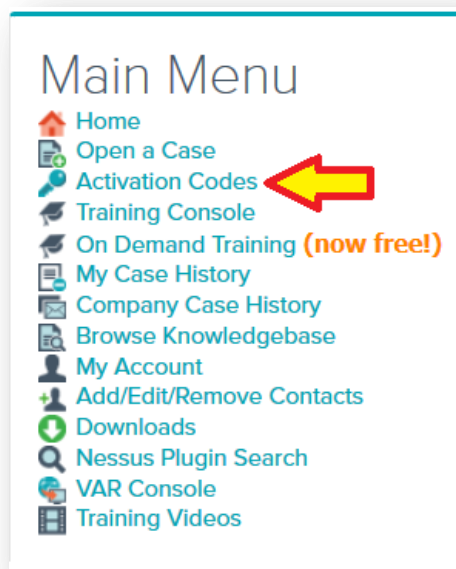
Password:

[Log in](#)
















[Forgot Password/Activate Account?](#)

[Amazon AWS Customer? Click here to create Support Portal Account](#)

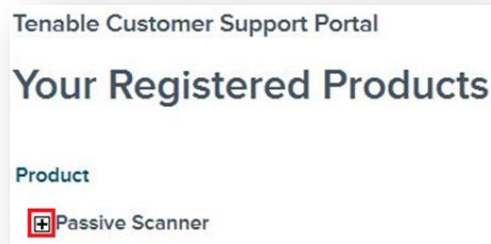
Select "Activation Codes" from the main menu:



Main Menu

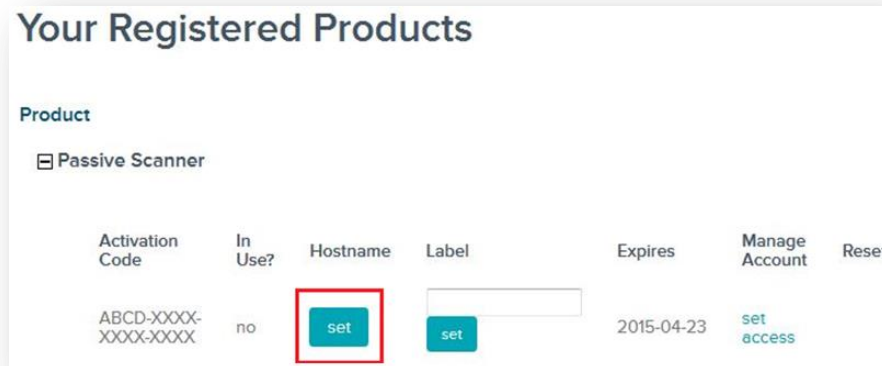
-  Home
-  Open a Case
-  Activation Codes 
-  Training Console
-  On Demand Training (now free!)
-  My Case History
-  Company Case History
-  Browse Knowledgebase
-  My Account
-  Add/Edit/Remove Contacts
-  Downloads
-  Nessus Plugin Search
-  VAR Console
-  Training Videos

Click on the “+” to display the product information:



Click on the “set” button under the Hostname column to enter the hostname:

Starting with PVS 4.2.1 a license key is not required if you enter “SecurityCenter” in the activation code field in PVS.



On the Set Hostname and Generate Pre-Payment Key page enter your exact hostname and choose where the key will be emailed and click on the “Preview Request” button:

Activation Codes

Set Hostname and Generate Pre-Payment Key

In order to provide a product key, Tenable will need the exact hostname of the product server. This could be the short version or FQDN depending on how your system was provisioned. Please be sure to run the hostname command to find the exact hostname for your server. Hostname(s) that include auto-corrects and/or inaccurate mixed characters will cause the key not to work.

Hostname:

Email to receive Pre-Payment key

Preview Request

Enter your first and last name and agree to the terms to set the hostname and receive the pre-payment key:

Submit Hostname and Generate Pre-Payment Key

Customer ID:

Company:

User: yourname@domainname.com

Product: Passive Scanner (ABCD-XXXX-XXXX-XXXX)

Hostname: Hostname2

Please enter your name to submit this request:

First Name

Last Name

I certify that this copy of **Passive Scanner** will only be operated on a single host and continue to be governed by the [Software License Agreement](#)

I certify that I am authorized as a representative of my company to make changes to the account and therefore approve the hostname change and verify the accuracy of the hostname

When the hostname is submitted you will receive a confirmation page and the key will be sent to the email address entered:

Activation Codes

Pre-Payment Key Created

A Pre-Payment key has been generated and mailed to yourname@domainname.com.

Product Code: ABCD-XXXX-XXXX-XXXX

Hostname: Hostname2

Request Submitted By: yourname@domainname.com

Submitted On: 2014/04/24

Requested By: Your Name

[Return to Activation Codes](#)

Read more about the Tenable Support Portal here:

<http://www.tenable.com/whitepapers/tenable-network-security-support-portal>

About Tenable Network Security

Tenable Network Security transforms security technology for the business needs of tomorrow through comprehensive solutions that provide continuous visibility and critical context, enabling decisive actions to protect your organization. Tenable eliminates blind spots, prioritizes threats, and reduces exposure and loss. With more than one million users and more than 20,000 enterprise customers worldwide, organizations trust Tenable for proven security innovation. Tenable's customers range from Fortune Global 500 companies, to the U.S. Department of Defense, to mid-sized and small businesses in all sectors, including finance, government, healthcare, higher education, retail, and energy. Transform security with Tenable, the creators of Nessus and leaders in continuous monitoring, by visiting tenable.com.